

Università degli Studi Roma Tre - Corso di Laurea in Matematica
AM3 soluzioni tutorato 7

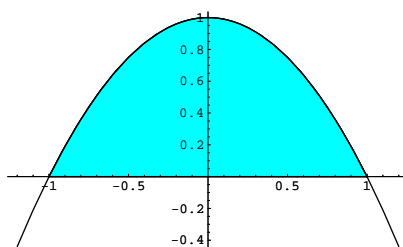
A.A 2008-2009

Docente: Prof. P. Esposito

Tutori: G. Mancini, E. Padulano

Tutorato 7 del 6 Maggio 2009

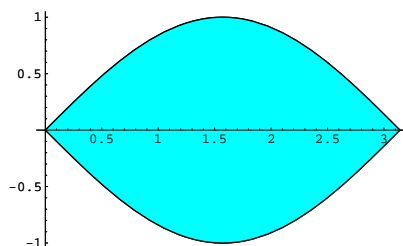
Esercizio 1 Calcolare $\int_A x^4 + 2x^2y \, dx dy$ $A = \{(x, y) \in \mathbb{R}^2 \mid 0 \leq y \leq 1 - x^2\}$
 $A = \{(x, y) \in \mathbb{R}^2 \mid -1 \leq x \leq 1, 0 \leq y \leq 1 - x^2\}$



$$\begin{aligned} \int_A x^4 + 2x^2y \, dx dy &= \int_{-1}^1 dx \int_0^{1-x^2} dy (x^4 + 2x^2y) = \int_{-1}^1 dx (x^4y + x^2y^2) \Big|_0^{1-x^2} = \\ &= \int_{-1}^1 (x^4 - x^6 + x^2(1-x^2)^2) dx = \int_{-1}^1 (x^4 - x^6 + x^2 - 2x^4 + x^6) dx = \\ &= \int_{-1}^1 (x^2 - x^4) dx = 2 \int_0^1 (x^2 - x^4) dx = \left. \frac{2}{3}x^3 - \frac{2}{5}x^5 \right|_0^1 = \frac{2}{3} - \frac{2}{5} = \frac{4}{15} \end{aligned}$$

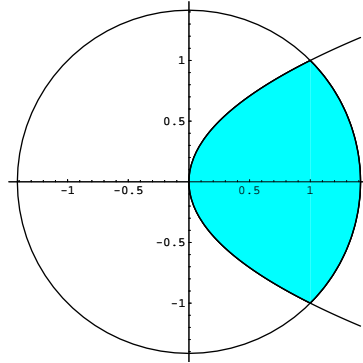
Esercizio 2 $f(x, y) = 2y^2 \cos^4 x - y$ $B = \{(x, y) \in \mathbb{R}^2 \mid 0 \leq x \leq \pi, |y| \leq \sin x\}$

$$B = \{(x, y) \in \mathbb{R}^2 \mid 0 \leq x \leq \pi, -\sin x \leq y \leq \sin x\}$$



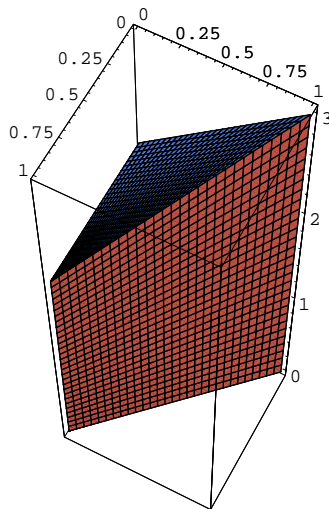
$$\begin{aligned} \int_B 2y^2 \cos^4 x - y \, dx dy &= \int_0^\pi dx \int_{-\sin x}^{\sin x} dy (2y^2 \cos^4 x - y) = \\ &= \int_0^\pi dx \left. \frac{2}{3}y^3 \cos^4 x - \frac{1}{2}y^2 \right|_{-\sin x}^{\sin x} = \frac{4}{3} \int_0^\pi \sin^3 x \cos^4 x \, dx = \\ &= \frac{4}{3} \int_0^\pi \sin x (1 - \cos^2 x) \cos^4 x \, dx \stackrel{(t=\cos x)}{=} \frac{4}{3} \int_{-1}^1 (1-t^2)t^4 dt = \\ &= \frac{8}{3} \int_0^1 (t^4 - t^6) dt = \frac{8}{3} \left. \left(\frac{1}{5}t^5 - \frac{1}{7}t^7 \right) \right|_0^1 = \frac{8}{3} \left(\frac{1}{5} - \frac{1}{7} \right) = \frac{8}{3} \frac{2}{35} = \frac{16}{105} \end{aligned}$$

Esercizio 3 $C = \{ (x, y) \in \mathbb{R}^2 \mid x^2 + y^2 \leq 2, x \geq y^2 \}$
 $C = \{ (x, y) \in \mathbb{R}^2 \mid -1 \leq y \leq 1, y^2 \leq x \leq \sqrt{2 - y^2} \}$.



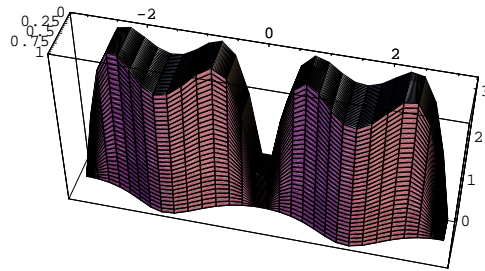
$$\begin{aligned}
 \text{Area}(C) &= \int_C 1 \, dx dy = \int_{-1}^1 dy \int_{y^2}^{\sqrt{2-y^2}} dx = \int_{-1}^1 dy \sqrt{2-y^2} - y^2 = \\
 &= \int_{-1}^1 dy \sqrt{2-y^2} - \int_{-1}^1 y^2 dy \stackrel{(y=\sqrt{2}\sin t)}{=} 2 \int_{-\frac{\pi}{4}}^{\frac{\pi}{4}} \cos^2 t \, dt - \frac{1}{3} y^3 \Big|_{-1}^1 = \\
 &= 2 \int_{-\frac{\pi}{4}}^{\frac{\pi}{4}} \frac{\cos 2t + 1}{2} dt - \frac{2}{3} = \frac{1}{2} \sin(2t) + t \Big|_{-\frac{\pi}{4}}^{\frac{\pi}{4}} - \frac{2}{3} = 1 + \frac{\pi}{2} - \frac{2}{3} = \frac{1}{3} + \frac{\pi}{2} \\
 \int_C ye^{y^2} + x \, dx dy &= \int_{-1}^1 dy \int_{y^2}^{\sqrt{2-y^2}} dx (ye^{y^2} + x) = \int_{-1}^1 dy xye^{y^2} + \frac{1}{2} x^2 \Big|_{y^2}^{\sqrt{2-y^2}} = \\
 \int_{-1}^1 y\sqrt{2-y^2}e^{y^2} - y^3e^{y^2} + \frac{1}{2}(2-y^2) - \frac{1}{2}y^4 \, dy &= 2 \int_0^1 \frac{1}{2}(2-y^2) - \frac{1}{2}y^4 \, dy = \\
 = \int_0^1 (2-y^2) - y^4 \, dy &= 2 - \frac{1}{3}y^3 - \frac{1}{5}y^5 \Big|_0^1 = 2 - \frac{1}{3} - \frac{1}{5} = \frac{22}{15}
 \end{aligned}$$

Esercizio 4 $D = \{ (x, y, z) \in \mathbb{R}^3 \mid x + y \leq 1, 0 \leq z \leq 2 + y, x \geq 0, y \geq 0 \}$.
 $D = \{ (x, y, z) \in \mathbb{R}^3 \mid 0 \leq x \leq 1, 0 \leq y \leq 1 - x, 0 \leq z \leq 2 + y \}$



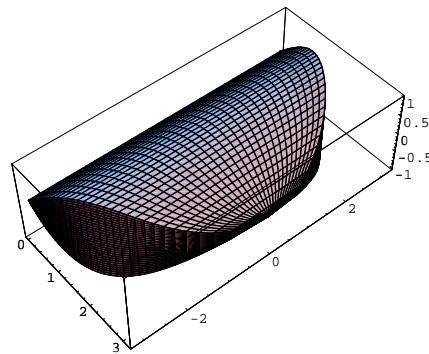
$$\begin{aligned}
\int_D xy + z \, dx dy dz &= \int_0^1 dx \int_0^{1-x} dy \int_0^{2+y} dz (xy + z) = \int_0^1 dx \int_0^{1-x} xy z + \frac{1}{2} z^2 \Big|_0^{2+y} = \\
&= \int_0^1 dx \int_0^{1-x} dy xy(2+y) + \frac{1}{2}(2+y)^2 = \int_0^1 dx \int_0^{1-x} dy 2xy + xy^2 + \frac{1}{2}(2+y)^2 dy = \\
&= \int_0^1 xy^2 + \frac{1}{3}xy^3 + \frac{1}{6}(2+y)^3 \Big|_0^{1-x} = \int_0^1 dx x(1-x)^2 + \frac{1}{3}x(1-x)^3 + \frac{1}{6}(3-x)^3 - \frac{4}{3} = \\
&= \int_0^1 x - 2x^2 + x^3 + \frac{1}{3}x - x^2 + x^3 - \frac{1}{3}x^4 + \frac{1}{6}(3-x)^3 - \frac{4}{3} dx = \\
&= \int_0^1 \frac{4}{3}x - 3x^2 + 2x^3 - \frac{1}{3}x^4 + \frac{1}{6}(3-x)^3 - \frac{4}{3} dx = \frac{2}{3}x^2 - x^3 + \frac{1}{2}x^4 - \frac{1}{15}x^5 + \\
&\quad - \frac{1}{24}(3-x)^4 - \frac{4}{3} \Big|_0^1 = \frac{2}{3} - 1 + \frac{1}{2} - \frac{1}{15} - \frac{2}{3} + \frac{27}{8} - \frac{4}{3} = -\frac{1}{2} - \frac{1}{15} + \frac{27}{8} - \frac{4}{3} = \\
&= \frac{-60 - 8 + 405 - 160}{120} = \frac{177}{120} = \frac{59}{40}
\end{aligned}$$

Esercizio 5 $E = \{ (x, y, z) \in \mathbb{R}^3 \mid |z| \leq |\sin y| e^{x(1+\cos^2 y)}, 0 \leq x \leq \frac{1}{1+\cos^2 y}, |y| \leq \pi \}$



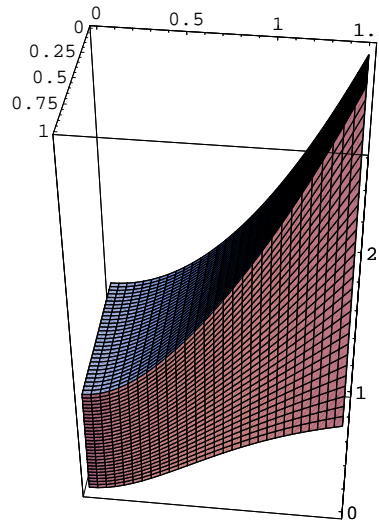
$$\begin{aligned}
Vol(E) &= \int_E 1 \, dx dy dz = \int_{-\pi}^{\pi} dy \int_0^{\frac{1}{1+\cos^2 y}} dx \int_{-|\sin y| e^{x(1+\cos^2 y)}}^{|\sin y| e^{x(1+\cos^2 y)}} dz 1 = \\
&= 2 \int_{-\pi}^{\pi} dy \int_0^{\frac{1}{1+\cos^2 y}} dx |\sin y| e^{x(1+\cos^2 y)} = 2 \int_{-\pi}^{\pi} dy \frac{|\sin y|}{1+\cos^2 y} e^{x(1+\cos^2 y)} \Big|_0^{\frac{1}{1+\cos^2 y}} = \\
&= 2(e-1) \int_{-\pi}^{\pi} \frac{|\sin y|}{1+\cos^2 y} dy = 4(e-1) \int_0^{\pi} \frac{\sin y}{1+\cos^2 y} dy = 4(e-1) \int_{-1}^1 \frac{1}{1+t^2} dt = \\
&= 4(e-1) \arctan t \Big|_{-1}^1 = 2\pi(e-1)
\end{aligned}$$

Esercizio 6 $F = \{ (x, y, z) \in \mathbb{R}^3 \mid x^2 + y^2 \leq \pi^2, x \geq 0, |z| \leq \sin x \}$
 $F = \{ (x, y, z) \in \mathbb{R}^3 \mid 0 \leq x \leq \pi, -\sqrt{\pi^2 - x^2} \leq y \leq \sqrt{\pi^2 - x^2}, -\sin x \leq z \leq \sin x \}$



$$\begin{aligned}
\int_F (1+z) \sqrt[4]{\pi^2 y^2 - x^2 y^2} dx dy dz &= \int_{\{x^2 + y^2 \leq \pi^2, x \geq 0\}} dx dy \int_{-\sin x}^{\sin x} dz (1+z) \sqrt[4]{\pi^2 y^2 - x^2 y^2} = \\
&= 2 \int_0^\pi dx \int_{-\sqrt{\pi^2 - x^2}}^{\sqrt{\pi^2 - x^2}} dy \int_0^{\sin x} dz \sqrt{|y|} \sqrt[4]{\pi^2 - x^2} = 4 \int_0^\pi dx \int_0^{\sqrt{\pi^2 - x^2}} dy \sqrt{y} \sqrt[4]{\pi^2 - x^2} \sin x \\
&= \frac{8}{3} \int_0^\pi (\pi^2 - x^2) \sin x = \frac{8}{3} \int_0^\pi dx \pi^2 \sin x - x^2 \sin x = \frac{16}{3} \pi^2 - \frac{8}{3} \int_0^\pi x^2 \sin x dx = \\
&= \frac{16}{3} \pi^2 + \frac{8}{3} \left(x^2 \cos x \Big|_0^\pi - 2 \int_0^\pi x \cos x \right) = \frac{16}{3} \pi^2 - \frac{8}{3} \pi^2 - \frac{16}{3} \left(x \sin x \Big|_0^\pi - \int_0^\pi \sin x \right) = \\
&= \frac{8}{3} \pi^2 + \frac{16}{3} \int_0^\pi \sin x dx = \frac{8}{3} \pi^2 - \frac{16}{3} \cos x \Big|_0^\pi = \frac{8}{3} \pi^2 + \frac{32}{3}
\end{aligned}$$

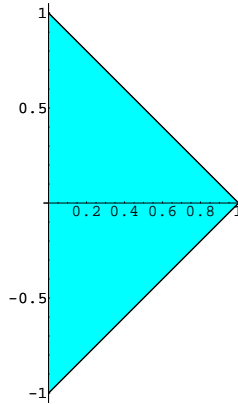
Esercizio 7 $G = \{(x, y, z) \in \mathbb{R}^3 \mid 0 \leq y \leq r, 0 \leq x \leq \frac{1}{1+y^2}, |z| \leq \frac{\pi}{2}(1+y^2)\}$.



$$\begin{aligned}
\int_G f(x, y, z) dx dy dz &= 2 \int_0^r dy \int_0^{\frac{1}{1+y^2}} dx \int_0^{\frac{\pi}{2}(1+y^2)} dz \frac{\sqrt{y(r-y)}}{1+(y^2 x + x)^2} \cos\left(\frac{z}{1+y^2}\right) = \\
&= 2 \int_0^r dy \int_0^{\frac{1}{1+y^2}} dx \frac{(1+y^2)\sqrt{y(r-y)}}{1+(y^2 x + x)^2} \sin\left(\frac{z}{1+y^2}\right) \Big|_0^{\frac{\pi}{2}(1+y^2)} = \\
&= 2 \int_0^r dy \int_0^{\frac{1}{1+y^2}} dx \frac{(1+y^2)\sqrt{y(r-y)}}{1+(y^2 x + x)^2} = 2 \int_0^r dy \int_0^{\frac{1}{1+y^2}} dx \frac{(1+y^2)\sqrt{y(r-y)}}{1+x^2(y^2+1)^2} = \\
&= 2 \int_0^r dx \sqrt{y(r-y)} \arctan(x(1+y^2)) \Big|_0^{\frac{1}{1+y^2}} = \frac{\pi}{2} \int_0^r \sqrt{y(r-y)} dy \stackrel{(y=r \sin^2 t)}{=} \\
&= \frac{\pi}{2} \int_0^{\frac{\pi}{2}} \sqrt{r \sin^2 t (r - r \sin^2 t)} 2r \sin t \cos t = \pi r^2 \int_0^{\frac{\pi}{2}} \sin^2 t \cos^2 t dt = \\
&= \frac{\pi r^2}{4} \int_0^{\frac{\pi}{2}} dt \sin^2(2t) dt = \frac{\pi r^2}{8} \int_0^\pi \sin^2 t dt = \frac{\pi^2 r^2}{16}
\end{aligned}$$

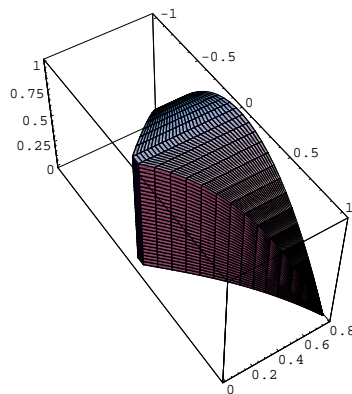
In particolare si ha $\int_I f(x, y, z) dx dy dz = 1 \iff \frac{\pi^2 r^2}{16} = 1 \iff r = \frac{4}{\pi}$

Esercizio 8 $\int_H xy \log(1+x+y) dx dy$ $H = \{(x, y) \in \mathbb{R}^2 \mid x \geq 0, |y| \leq 1-x\}$
 $H = \{(x, y) \in \mathbb{R}^2 \mid 0 \leq x \leq 1, x-1 \leq y \leq 1-x\}$



$$\begin{aligned}
\int_H xy \log(1+x+y) dx dy &= \int_0^1 dx \int_{x-1}^{1-x} dy xy \log(1+x+y) = \\
&= \int_0^1 dx x \int_{x-1}^{1-x} dy y \log(1+x+y) = \int_0^1 dx x \left(\frac{1}{2} y^2 \log(1+x+y) \Big|_{x-1}^{1-x} - \int_{x-1}^{1-x} \frac{1}{2} \frac{y^2}{1+x+y} dy \right) \\
&= \frac{1}{2} \int_0^1 dx x (1-x)^2 \log 2 - x(x-1)^2 \log(2x) - \frac{1}{2} \int_0^1 dx x \int_{x-1}^{1-x} dy \frac{y^2 - (x+1)^2 + (x+1)^2}{1+x+y} \\
&= \int_0^1 dx - \frac{1}{2} x(x-1)^2 \log x - \frac{1}{2} \int_0^1 dx x \int_{x-1}^{1-x} dy y - x - 1 + \frac{(x+1)^2}{1+x+y} dy = \\
&= \int_0^1 dx - \frac{1}{2} x(x-1)^2 \log x + x(1-x^2) - \frac{1}{2} x(x+1)^2 \log(1+x+y) \Big|_{x-1}^{1-x} = \\
&= \int_0^1 dx - \frac{1}{2} x(x-1)^2 \log x + x(1-x^2) - \frac{1}{2} x(x+1)^2 \log 2 + \frac{1}{2} x(x+1)^2 \log 2x = \\
&= \int_0^1 dx - \frac{1}{2} x(x-1)^2 \log x + x(1-x^2) + \frac{1}{2} x(x+1)^2 \log x dx = \\
&= \int_0^1 dx x - x^3 + 2x^2 \log x = \frac{1}{2} - \frac{1}{4} + \int_0^1 2x^2 \log x = \frac{1}{4} + \frac{2}{3} x^2 \log x \Big|_0^1 - \frac{2}{3} \int_0^1 x^2 dx = \\
&= \frac{1}{4} - \frac{2}{3} \frac{1}{3} = \frac{1}{4} - \frac{2}{9} = \frac{1}{36}
\end{aligned}$$

Esercizio 9 $I = \{(x, y, z) \in \mathbb{R}^3 \mid |\arctan x| \leq y \leq \frac{\pi}{4}, 0 \leq z \leq 1 - x^2\}$.



$$\begin{aligned}
I &= \{(x, y, z) \in \mathbb{R}^3 \mid 0 \leq y \leq \frac{\pi}{4}, -\tan y \leq x \leq \tan y, 0 \leq z \leq 1 - x^2\} \\
\int_I \frac{e^{\cos^2 y}}{(1+x^2)^2} dx dy dz &= \int_0^{\frac{\pi}{4}} dy \int_{-\tan y}^{\tan y} dx \int_0^{1-x^2} dz \frac{e^{\cos^2 y}}{(1+x^2)^2} = \\
&= \int_0^{\frac{\pi}{4}} dy \int_{-\tan y}^{\tan y} dx \frac{1-x^2}{(1+x^2)^2} e^{\cos^2 y} = 2 \int_0^{\frac{\pi}{4}} dy e^{\cos^2 y} \int_0^{\tan y} dx \frac{1-x^2}{(1+x^2)^2} = \\
&= 2 \int_0^{\frac{\pi}{4}} dy e^{\cos^2 y} \int_0^{\tan y} dx \frac{1}{1+x^2} - \frac{2x^2}{(1+x^2)^2} = 2 \int_0^{\frac{\pi}{4}} dy e^{\cos^2 y} \left(y - \int_0^{\tan y} x \frac{2x}{(1+x^2)^2} \right) \\
&= 2 \int_0^{\frac{\pi}{4}} dy e^{\cos^2 y} \left(y + \frac{x}{1+x^2} \Big|_0^{\tan y} - \int_0^{\tan y} \frac{1}{1+x^2} dx \right) = 2 \int_0^{\frac{\pi}{4}} \frac{\tan y}{1+\tan^2 y} e^{\cos^2 y} dy = \\
&= \int_0^{\frac{\pi}{4}} \sin 2t e^{\cos^2 y} dy = \int_0^{\frac{\pi}{4}} 2 \sin y \cos y e^{\cos^2 y} dt = 2 \int_{\frac{1}{\sqrt{2}}}^1 t e^{t^2} dt = e^{t^2} \Big|_{\frac{1}{\sqrt{2}}}^1 = e - \sqrt{e}
\end{aligned}$$